


## Receive products in stock

YourCompany Receipts




WH-RECEIPTS

Desk Stand with Screen



601647855638

Validate



O-BTN.validate

## Deliver products to your customers

WH/OUT/00005



WH/OUT/00005

Desk Combination



601647855644

Validate



O-BTN.validate


## Receive products tracked by lot number (activate Lots & Serial Numbers)

YourCompany Receipts




WH-RECEIPTS

Corner Desk Black




601647855640

Cable Management Box




601647855631

LOT-000002



LOT-000002

LOT-000003



LOT-000003


Validate



O-BTN.validate


## Internal transfer (activate Storage Locations)

WH/Stock




WH-STOCK

Pedal Bin



601647855649

WH/Stock/Shelf1



2601892

Validate



O-BTN.validate

## Put in Pack (activate Packages)

YourCompany Receipts



WH-RECEIPTS

Large Cabinet



601647855650

Put in Pack




O-BTN.pack

Don't have any barcode scanner? Right click on your screen > Inspect > Console and type the following command:

```
odoo.__WOWL_DEBUG__.root.env.services.barcode.bus.trigger("barcode_scanned", {barcode:"setyourbarcodehere"})
```

and replace "setyourbarcodehere" by the barcode you would like to scan OR use our mobile app.

Validate



O-BTN.validate

## Batch picking (activate Batch Pickings)

BATCH/00002



BATCH/00002

Large Meeting Table




601647855637

Four Person Desk



601647855651

Three-Seat Sofa



601647855635

Validate



O-BTN.validate


## Batch picking with cluster pickings (activate Batch Pickings and Packages)

BATCH/00001




BATCH/00001

Cabinet with Doors



601647855652

CLUSTER-PACK-1



CLUSTER-PACK-1

Acoustic Bloc Screens



601647855653

CLUSTER-PACK-1




CLUSTER-PACK-1

Four Person Desk



601647855651

CLUSTER-PACK-2



CLUSTER-PACK-2

Validate



O-BTN.validate

Don't have any barcode scanner? Right click on your screen > Inspect > Console and type the following command:

```
odoo.__WOWL_DEBUG__.root.env.services.barcode.bus.trigger("barcode_scanned", {barcode:"setyourbarcodehere"})
```

and replace "setyourbarcodehere" by the barcode you would like to scan OR use our mobile app.

## GS1 Barcodes (set Barcode Nomenclature to Default GS1 Nomenclature)


### Receive products tracked by lot (activate Lots & Serial Numbers)

YourCompany Receipts



WH-RECEIPTS

Cable Management Box x5 Lot0001



(01)06016478556677(30)00000005(10)Lot0001

Cable Management Box x5 Lot0002



(01)06016478556677(30)00000005(10)Lot0002

Cable Management Box x5 Lot0003



(01)06016478556677(30)00000005(10)Lot0003

Validate



O-BTN.validate

### Receive products with different unit of measures (activate Units of Measure)

YourCompany Receipts



WH-RECEIPTS

Customized Cabinet (USA) 10 ft<sup>3</sup>



(01)06016478559999(3650)000010

Customized Cabinet (Metric) 2 m<sup>3</sup>



(01)06016478559982(3160)000002

Validate



O-BTN.validate

Don't have any barcode scanner? Right click on your screen > Inspect > Console and type the following command:

```
odoo.__WOWL_DEBUG__.root.env.services.barcode.bus.trigger("barcode_scanned", {barcode:"setyourbarcodehere"})
```

and replace "setyourbarcodehere" by the barcode you would like to scan OR use our mobile app.

For GS1 barcodes, remove all "("s and ")"s


## Put in Pack (activate Packages)

YourCompany Receipts



WH-RECEIPTS

Individual Workplace x10



(01)06016478556332(30)10

Put in Pack: Pallet with SSCC



(00)060164712345678905(91)PAL

Validate



O-BTN.validate

Don't have any barcode scanner? Right click on your screen > Inspect > Console and type the following command:

```
odoo.__WOWL_DEBUG__.root.env.services.barcode.bus.trigger("barcode_scanned", {barcode:"setyourbarcodehere"})
```

and replace "setyourbarcodehere" by the barcode you would like to scan OR use our mobile app.

For GS1 barcodes, remove all "("s and ")"s